









Dosbarth Miss Ellis
Tuesday 12th January



Literacy

Today we are going to look at rhyming words. Rhyming words are words that sound the same, just like cat and bat. Using the pictures below can you find some rhyming pairs? You can either draw the rhyming pairs or write the rhyming words.



Maths

Today we are going to look at odd and even numbers. First can you listen to the odds and even numbers song using the link below:

[Even and Odd Numbers Song for Kids | Odds and Evens for Grades 2 & 3 - YouTube](#)

Can you sort the numbers from 0 - 20 into odd and even numbers?

Remember even numbers end in 0, 2, 4, 6 and 8 and odd numbers end in 1, 3, 5, 7, 9.

Even numbers	Odd numbers
0	1

Topic

Today I want you to think about the story of Stickman again. In the story they all thought Stickman was just a stick and used him to do different things. Can you make a list of what you can use a stick for? You can draw pictures and label them. You can use the ideas from the story or think of your own. Here the ones I thought of.



Roasting
marshmallows



Paintbrush



Wand

Remember to have fun!!! That's the most important thing when learning.

Ask your mums/dads/grown up helpers to email photographs of your work or you doing some activities to me – EllisS6@hwbcymru.net.

Miss Ellis x

