



Dosbarth Miss Ellis

Monday 5th July




This week we are going to be listening to stories all about pirates!!
Our first story is called 'Pirates love underpants'. You can listen to
the story by clicking on the link below:

[🔗 Pirates Love Underpants story and song 📖 🎵 By Claire
Freedman and Ben Cort 🚩 🦴 Read by Joy! - YouTube](#)

Literacy


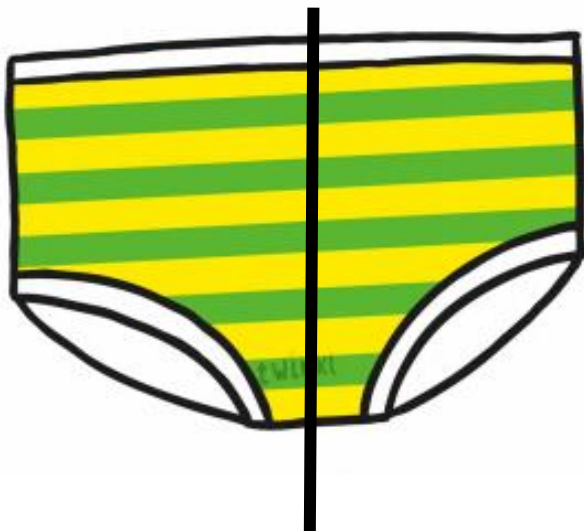

Today I would like you to pretend that you are the Captain of the
Black Bloomer. Can you make a list of things that you would need to
take with you on your journey? Remember when we write a list, we
write the words underneath each other. Once you have finished
your writing, can you draw some pictures on your list too?

Below are some pictures of some things that you might want to take.



Maths





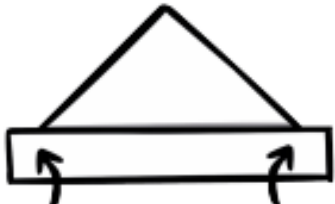

In class we have been looking at symmetry. Symmetry is when the object is the same on both sides. Today I would like you to design your own pair of symmetrical underpants for the pirates. You need to make you use the same colours, patterns and pictures on both sides to make them symmetrical.



Topic

I would like you to make your very own pirate hat by following the instructions below. You could use newspaper, plain or coloured paper. You could even add some decorations. Can you think of a pirate name for yourself? I would be called Captain Feathersword.

How to Make a Pirate Hat

<p>1 Use a large rectangular piece of paper or newspaper.</p> 	<p>2 Fold the paper in half.</p> 
<p>3 Fold over the top corners so they meet in the middle.</p> 	<p>4 Lift up the front flap at the bottom and fold.</p> 
<p>5 Flip the paper over and repeat.</p> 	<p>6 Aarr! Your hat is ready to wear matey!</p> 

Remember to have fun!!! That's the most important thing when learning.

Ask your mums/dads/grown up helpers to email photographs of your work or you doing some activities to me – EllisS6@hwbcymru.net. Miss Ellis x