



Christmas Home Learning – Year 3 & 4

There are some mischievous elves around at this time of year. You may even have one at home.

Write a diary of a few days describing what your elf has been up to. If you don't have an elf, then think of some cheeky things they could be doing.



Make a 3D Christmas tree decoration.

Design a brand-new toy or game for Christmas.

Draw a picture of the new toy or game and label it.

Write a short description of how it works or what it does.




A to Z of Christmas.
Can you think of something Christmassy for every letter of the alphabet?

E.g. A = Angel



Research and find out how Christmas is celebrated around the world. Make an information sheet telling us about 3 different countries and how they celebrate.

Make a Christmas card for someone in your family.



















Each picture below has a missing value between 1 and 4.



Work out the total of each picture, given the totals of the horizontal and vertical lines of the puzzle.

Fill in the boxes above with the correct numbers.

				= 10
				= 9
				= 11
				= 10
= 13	= 12	= 9	= 6	

