

Christmas Home Learning – Year 5 & 6

Practice telling the time. Use a tv guide to look at times that programmes start and finish. Calculate the length of the programmes.



CHRISTMAS
EVE
How many different words can you make using these letters?



Lets get outside in the fresh air. Go on a walk with your family and take in the things you can see, hear, smell and feel.

Use these to write a senses poem, e.g.
The smell of the cold, crisp air filled my nose.

Use the following website (and others if you want to) to find out about Christmas and the different traditions.

Create an information sheet using the facts you find out. You can display it however you want to.

<https://www.topmarks.co.uk/christmas/>

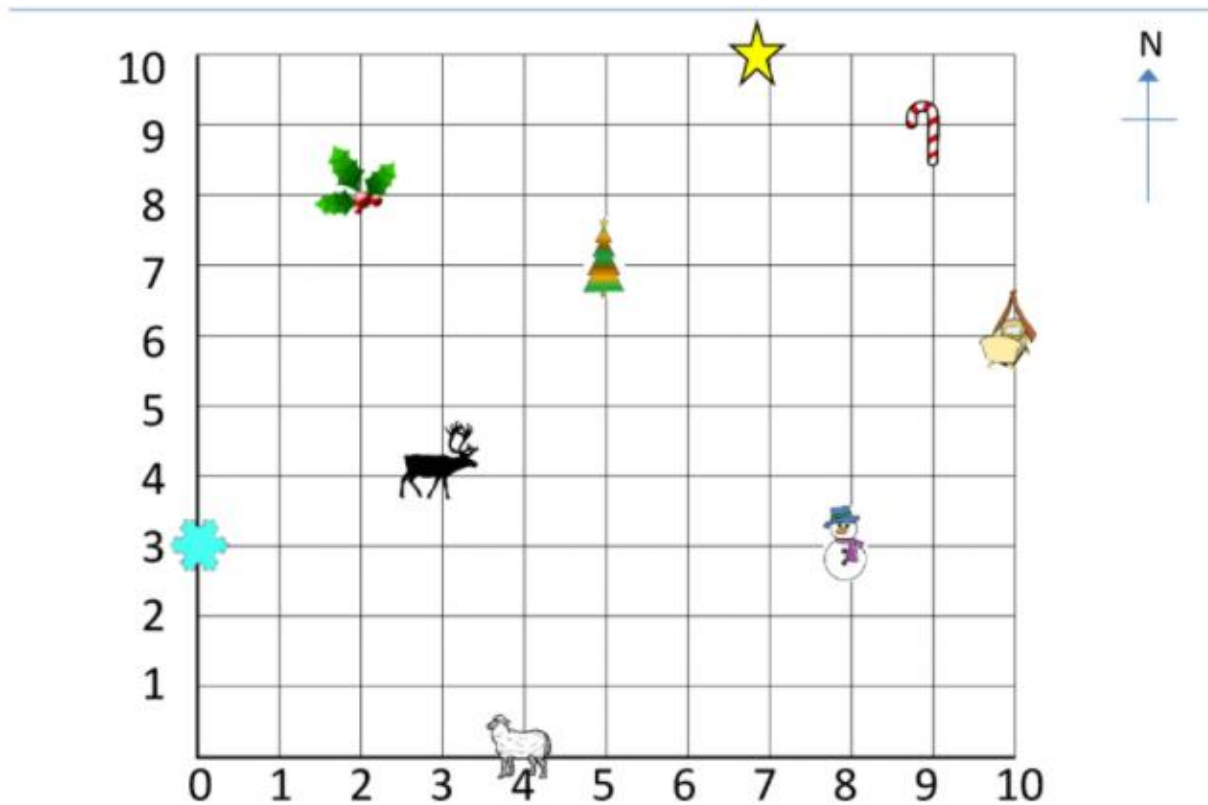
Imagine you have created the latest Christmas toy. Create a persuasive poster to advertise the product.






Research and find out about why we have Christmas trees at Christmas.




Can you identify the coordinates of the different Christmas symbols?




Remember ALONG THE CORRIDOR AND UP THE STAIRS.



1) Write down the coordinates of each of the items on the grid.

	(__ , __)
	(__ , __)
	(__ , __)

	(__ , __)
	(__ , __)
	(__ , __)

	(__ , __)
	(__ , __)
	(__ , __)

2) Use the clues to find the location of Santa's secret grotto.

- It is to the east of the holly leaf but west of the star.
- It is to the north of the Christmas tree.
- It is in a direct line north-west of the snowman.

Secret Grotto's
Coordinates:

(__ , __)