

Christmas Home Learning – Year 3 & 4

Design and make an angel to hang in your window at home, to spread Christmas cheer.



Draw a picture of Santa and write some WOW describing words for him.


Write a short Christmas adventure story. Remember to think about your character descriptions and your setting.

Draw or write a list of all the people in the Nativity story, write a sentence about why they are important under the people.

Write a set of instructions to make a hot chocolate.
























Design a new sleigh for Santa and his reindeer.



Draw a picture of an elf that would help Santa with his presents. Give him a name and write some sentences to describe your elf.

Can you follow the directions below and identify which toys you arrive at.

		dolls 			metal cars 	
board games 		ball games 		dominoes 		
	game consoles 		marbles 			playing cards 
remote control cars 		roller blades 		scooters 		
	skateboards 		snorkles 		hero dolls 	
teddy bears 		wooden cars 				toy buildings 
cuddly toys 		toy soldiers 	Start 		tricycles 	

1. From the start , go NORTH 4 squares. Where are you now?
2. Go NORTH-EAST 1 square. Where are you now?
3. Go SOUTH 2 squares. Where are you now?
4. Go WEST 4 squares. Where are you now?
5. Go SOUTH-EAST 2 squares. Where are you now?
6. Start at the skateboards. How do you get to the teddy bears?
7. Direct someone from the teddy bears to the dominoes.
8. Write directions from somewhere on the map to another place.

